



R22

SERIE

Mechanical level gauge



2" goose neck for filling up



Steel mounting bracket



Diesel Tank for refer unit

- Standard capacity: 30, 50 and 100 US gal
- Plain aluminum
- Diameter 22"
- Mechanical level gauge
- NPTF 3/4" coupling (entry)
- Suction pipe (outlet)
- Vent valve
- 2" goose neck for filling up with cap
- Drain

SR22 Tank Mounting Bracket

- Steel mounting bracket for 22" diameter tanks



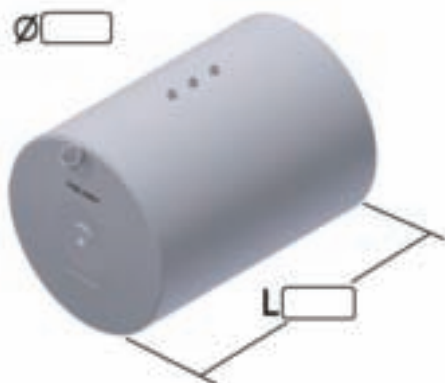
Description

Diesel Tank

Description	Product code	Dimensions (in.)		Capacity (US gal)	Weight (lb.)
		D	L		
30 US Gal tank	R2230	22	20	30	25
50 US Gal tank	R2250	22	30	50	35
100 US Gal tank	R22100	22	60	100	45
Steel mounting bracket	SR22	22			42

Custom Dimensions

Position all necessary parts couplings





HY24

SERIE

Rectangular
level gauge
with thermometer



Filler
breather cap



Hydraulic Tank

- Standard capacity: 35, 50, 75 and 100 US gal
- Plain aluminum
- Diameter 24"
- Two NPTF 2" couplings
- Baffle
- 2" goose neck for filling up with cap
- 1¹/₄" NPTF Drain
- Options:
 - Rectangular level gauge with thermometer
 - Vente valve

SR24 Tank Mounting Bracket

- Steel mounting bracket for 24" diameter tanks
- Options:
 - Mirror Stainless Steel Strap



Description

Hydraulic Tank


Description	Product code	Dimensions (in.)		Capacity (US gal)	Weight (lb.)
		D	L		
35 US Gal tank	HY2435	24	18	35	35
50 US Gal tank	HY2450	24	26	50	40
75 US Gal tank	HY2475	24	38	75	49
100 US Gal tank	HY24100	24	51	100	58

Options	Product code
Rectangular level gauge (installed)	
Vente valve (installed)	

Custom Dimensions

Position all necessary parts couplings





REC

SERIE

Aluminum angle 1 1/2 X 1 1/2
for easy installation



2" NPTF pipe for pompe



2" goose neck for
filling with vent cap



Rectangular tank

- Standard capacity: 50, 75 et 100 US gal
- Plain aluminum
- 2" goose neck for filling
- 2" vent cap
- Drain 1/2 NPTF
- 2" NPTF pipe for pompe
- Aluminum angle 1 1/2" X 1 1/2" for easy installation
- Custom dimension available under 100 US gal capacity

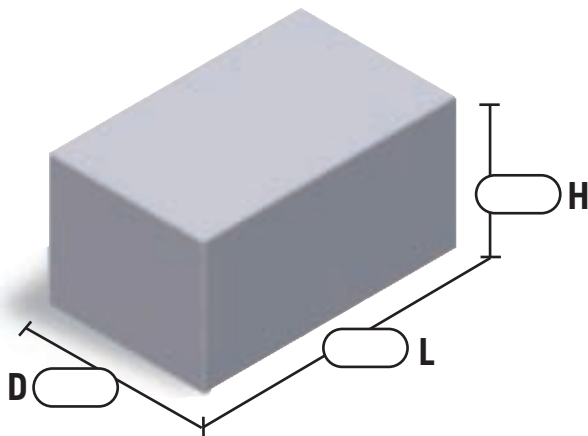


Description

Rectangular Tank

Description	Product code	Dimensions (in.)			Capacity (US gal)	Weight (lb.)
		D	H	L		
Rectangular Tank 50 US Gal	REC50	18	18	38	50	50
Rectangular Tank 75 US Gal	REC75	20	21	42	75	60
Rectangular Tank 100 US Gal	REC100	22	26	42	100	85

Custom Dimensions



Position all necessary parts

- 1- 2" NPT Goose neck
- 2- 2" NPTF Pipe
- 3- 1 1/2" X 1 1/2" Fixation angle
- 4- 1/2" NPTF Drain
- 5- Baffle
- 6- Vent valve